

# AB50 Heavy Duty Angle Bracket



Data sheet

Issue Date:

May 2026

## AB50 Heavy Duty Angle Bracket

The AB50 range are a 2.3mm thick galvanised steel multipurpose angle bracket, these 50mm wide brackets and plates provide a strong connection allowing for the use of bolts, nails, screws. Suitable for timber to timber, timber to masonry and timber to steel applications. Produced from galvanised steel to BS EN 10346 + G275 as standard, or stainless steel grade 304 to BS EN 10088-2 Grade 1.4301, available to order.



### Product

## AB50 Heavy Duty Angle Bracket

#### Features:

- Easy to install

#### Fixings:

- Type A, 30 x 3.75mm Sherardised Square Twist Nails
- Type B, 35 x 3.75mm.

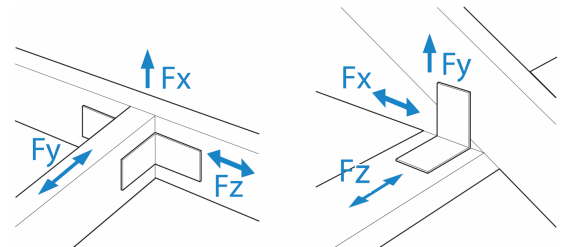
#### Approvals:

- CE Marked
- UKCA Marked

#### Packaging:

- Box Quantities 100

### Load Directions



#### Product Details

Product code	Dimensions (mm)			Holes no. x Ø (mm)				Characteristic Capacity [kN]																	
	W	L	B	Plate 1 (L)		Plate 2 (L2)		C16 Timber						C24 Timber						TR26 Timber					
				4.0 Ø		13.0 Ø		Type A Nails			Type B Nails			Type A Nails			Type B Nails			Type A Nails		Type B Nails			
				4.0 Ø	13.0 Ø	4.0 Ø	13.0 Ø	F <sub>x,k</sub>	F <sub>y,k</sub>	F <sub>z,k</sub>	F <sub>x,k</sub>	F <sub>y,k</sub>	F <sub>z,k</sub>	F <sub>x,k</sub>	F <sub>y,k</sub>	F <sub>z,k</sub>	F <sub>x,k</sub>	F <sub>y,k</sub>	F <sub>z,k</sub>	F <sub>x,k</sub>	F <sub>y,k</sub>	F <sub>z,k</sub>			
AB50/50x50	50	50	50	4	1	4	1	4.66	1.77	4.09	5.45	3.07	5.28	5.19	2.00	4.56	6.08	3.47	5.91	5.45	2.11	4.80	6.39	3.66	6.22
AB50/100x50		100	50	8	2	4	1	4.66	1.77	4.09	5.45	3.07	5.28	5.19	2.00	4.56	6.08	3.47	5.91	5.45	2.11	4.80	6.39	3.66	6.22
AB50/150x50		150	50	12	3	4	1	4.66	1.77	4.09	5.45	3.07	5.28	5.19	2.00	4.56	6.08	3.47	5.91	5.45	2.11	4.80	6.39	3.66	6.22
AB50/200x50		200	50	16	4	4	1	4.66	1.77	4.09	5.45	3.07	5.28	5.19	2.00	4.56	6.08	3.47	5.91	5.45	2.11	4.80	6.39	3.66	6.22
AB50/125x125		125	125	10	2	10	2	7.46	3.07	6.82	8.72	4.21	7.39	8.30	3.27	7.27	9.72	4.55	7.91	8.71	3.37	7.43	10.22	4.73	8.11
AB50/100x100		100	100	8	2	8	2	7.46	3.07	6.82	8.72	4.21	7.39	8.30	3.27	7.27	9.72	4.55	7.91	8.71	3.37	7.43	10.22	4.73	8.11
AB50/150x150		150	150	12	3	12	3	10.56	3.07	6.82	12.34	4.21	7.39	11.74	3.27	7.27	13.76	4.55	7.91	12.33	3.37	7.43	14.46	4.73	8.11
AB50/200x200		200	200	16	4	16	4	10.56	3.07	6.82	12.34	4.21	7.39	11.74	3.27	7.27	13.76	4.55	7.91	12.33	3.37	7.43	14.46	4.73	8.11

Note: Refer to fixing data sheet for fixing information.

