



MTH/620 & CF Multi-Truss Hanger

Data sheet

Issue Date:
May 2026

The MTH range is a face fix hanger for use in heavy duty applications such as multiple truss units, main trimmer joists, purlin to beam connections or similar situations where unusually heavy loads occur. Manufactured from 1.5mm thick galvanised steel. Bolt hole to suit M12 fixing, nail holes 5mm diameter. Produced from galvanised steel to BS EN 10346 + G275 as standard. Stainless steel hangers are available to order. Bearing surface on all multi-truss hangers is 75mm.



* Available at MTH/CF/620 with face plates folded inwards for concealed flange

Product

Features:

- Heavy Duty
- M12 Bolt holes (Fixing specification by building designer)

Fixings:

- Type A, 30 x 3.75mm Sherardised Square Twist Nails
- Type B, 35 x 3.75mm.

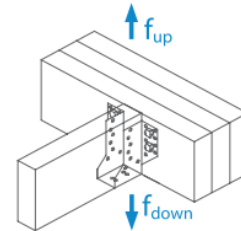
Approvals:

- CE Marked
- UKCA Marked

Packaging:

- Box Quantities of 25

Load Directions



Product Details																	
Product code	Dimensions (mm)			Holes no. 5.0 Ø (mm)			Characteristic Capacity (kN)										
	W	L	B	Face Flange	Side Flange	C16 Timber				C24 Timber				TR26 Timber			
						Type A Nails		Type B Nails		Type A Nails		Type B Nails		Type A Nails		Type B Nails	
F _{up}	F _{down}	F _{up}	F _{down}	F _{up}	F _{down}	F _{up}	F _{down}	F _{up}	F _{down}	F _{up}	F _{down}	F _{up}	F _{down}	F _{up}	F _{down}		
MTH/620/38	38	293				14.79	24.81	15.53	25.62	16.69	27.45	17.54	28.37	17.65	28.67	18.54	29.64
MTH/620/44	44	290				16.38	26.54	17.99	28.28	18.49	29.40	20.31	31.37	19.55	30.74	21.47	32.81
MTH/620/47	47	288				16.38	26.54	19.21	29.6	18.49	29.40	21.69	32.87	19.55	30.74	22.93	34.4
MTH/620/50	50	287				16.38	26.54	19.25	29.65	18.49	29.40	21.74	32.92	19.55	30.74	22.98	34.45
MTH/620/63	63	280				16.38	26.54	19.25	29.65	18.49	29.40	21.74	32.92	19.55	30.74	22.98	34.45
MTH/620/75	75	274	75	42	8x13.0Ø	16.38	26.54	19.25	29.65	18.49	29.40	21.74	32.92	19.55	30.74	22.98	34.45
MTH/620/88	88	268				16.38	26.54	19.25	29.65	18.49	29.40	21.74	32.92	19.55	30.74	22.98	34.45
MTH/620/91	91	266				16.38	26.54	19.25	29.65	18.49	29.40	21.74	32.92	19.55	30.74	22.98	34.45
MTH/620/100*	100	262				16.38	26.54	19.25	29.65	18.49	29.40	21.74	32.92	19.55	30.74	22.98	34.45
MTH/620/125*	125	249				16.38	26.54	19.25	29.65	18.49	29.40	21.74	32.92	19.55	30.74	22.98	34.45
MTH/620/150*	150	237				16.38	26.54	19.25	29.65	18.49	29.40	21.74	32.92	19.55	30.74	22.98	34.45

Note: Refer to fixing data sheet for fixing information.

